

MONTAJE / MONTAGE / MONTAGGIO / MONTAGEM / ASSEMBLY / BEDIENUNGSANLEITUNG

ES TE ACONSEJAMOS

- Poner el paquete en posición horizontal.
- Ordenar y contar las piezas y herrajes.
- Habilitar una zona para el montaje.
- Sigue paso a paso las instrucciones de montaje.

EN I ADVISE YOU

- Put the package in horizontal position.
- Put in the order and count the pieces and iron fittings.
- Take enough space for assembly.
- Follow step by step the assembly instruction.

FR NOUS VOUS CONSEILLONS

- Poser les colis en position horizontale.
- Classer et compter les éléments de montage et la quincaillerie.
- Définir une zone de montage.
- Suivre dans l'ordre les instructions de montage.

IT VI INFORMIAMO

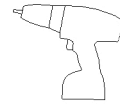
- Porre la confezione in orizzontale.
- Mettere in ordine e contare le minuterie metalliche.
- Essere certi di avere spazio a sufficienza per il montaggio.
- Seguire passo passo le istruzioni.

ES -Las herramientas que necesitas (no incluidas en el kit)

FR -Outils de montage nécessaires (not inclus dans le kit)

EN The tools that you need for assembly (not included in the package)

IT -Gli attrezzi che vi servono per il montaggio (non inclusi nella confezione)



ES -Los herrajes que encontrarás en el kit

FR -Quincaillerie incluse dans le kit

EN -The tools that you will find in the package

IT -Accesori incluso nella confezione.

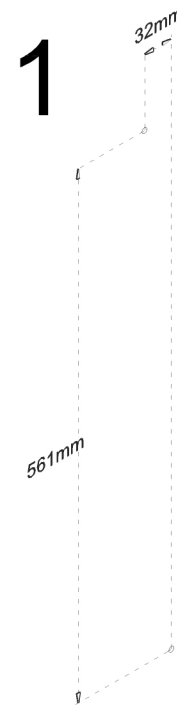
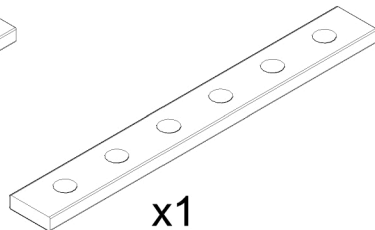
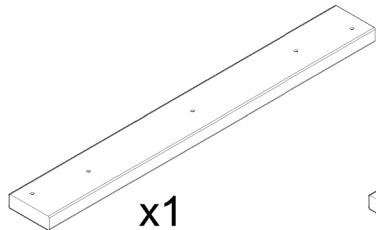


ES - Las piezas incluidas en el kit

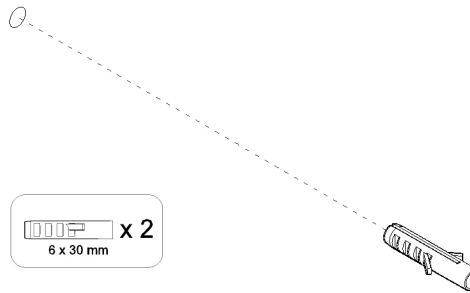
FR - Pièces incluses dans le kit

EN - The pieces included in the package

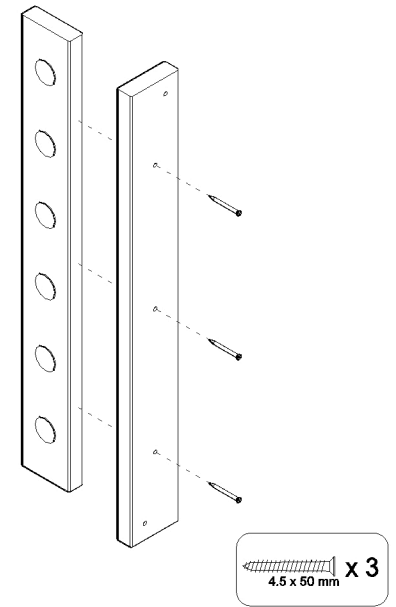
IT - Parti incluse nella confezione



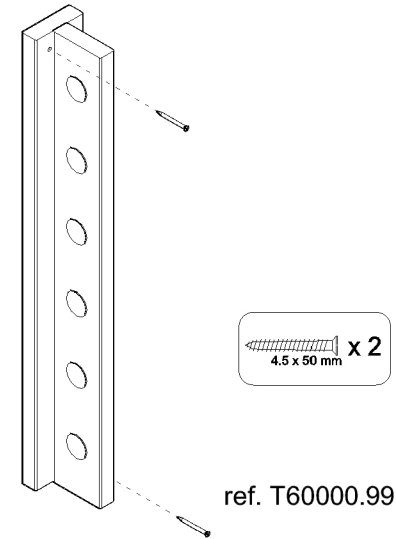
2



3



4



ASTIGARRAGA
kit line

Olalde Area nº3
E-20730 Azpeitia (Gipuzkoa)
T. +34 943 814 261 | F. +34 943 816 713
astigarraga@kitline.es
www.astikitline.es



ref. T60000.99