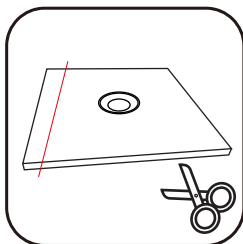


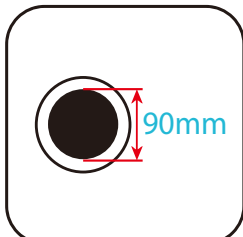


RECEVEUR DE DOUCHE A CARRELER 90 X 90 X 4 CM


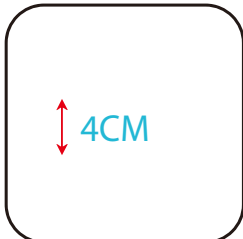
DECOUPABLE



EVACUATION



EXTRA- PLAT



RECEVEUR DE DOUCHE A CARRELER

90 x 90 x 4 CM

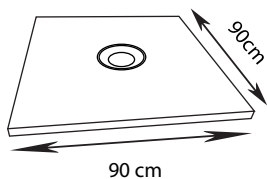


RECEVEUR A CARRELER EXTRA-PLAT

Dimensions: L 90 x l 90 x H 4 cm

Matière: polystyrène extrudé

Bonde vendue séparément



1070217



FABRIQUE EN RPC
Notice de montage à l'intérieur



Importé par SAMSE - Rue Jacqueline Auriol - 38590 Brézins

1070217



7 008410 702173